

# Product Data

## FEATURES AND BENEFITS

The Fresh Air Vent and Controller is installed as part of the home’s heating and cooling system to manage the quantity of fresh air introduced into the structure.

With today’s homes being built “tighter” for improved energy efficiency, many states and provinces now require mechanical ventilation as part of the building code. In these tight homes, contaminants including radon, formaldehyde, household chemicals, smoke and other odors can build up to levels that exceed safe thresholds.

The Fresh Air Vent system controller provides the user with adjustable flexibility to precisely set up and manage fresh air to reduce or dilute the volume of “stale” air in the home - at an affordable price point.

The system allows fresh air to be introduced throughout the year, except in extreme temperature and humidity conditions. The controller does not allow the damper to open when outdoor temperatures are above 100°F (38°C), below 0°F (-17°C), or if indoor humidity levels are above 55%, in order to prevent conditions that would have a negative impact on comfort.

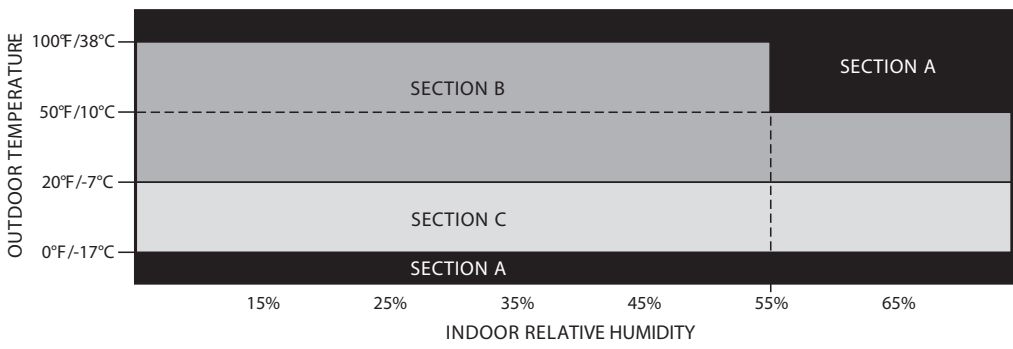
The volume of air can be precisely controlled by settings on the damper motor, so applications with fresh air requirements up to 100 cfm (or higher, depending on application) can be achieved.



A09023

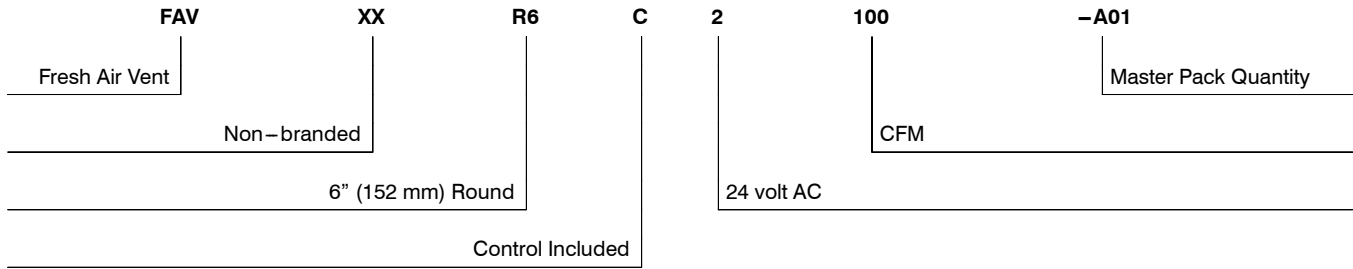
### VENTILATION CONTROL SCHEME - LIMITS OF TEMPERATURE AND HUMIDITY

- SECTION A: Ventilation prevented due to temperature extremes and/or high indoor humidity.
- SECTION B: Ventilation per the timer settings.
- SECTION C: Ventilation optional if required.



A09024

## MODEL NUMBER NOMENCLATURE



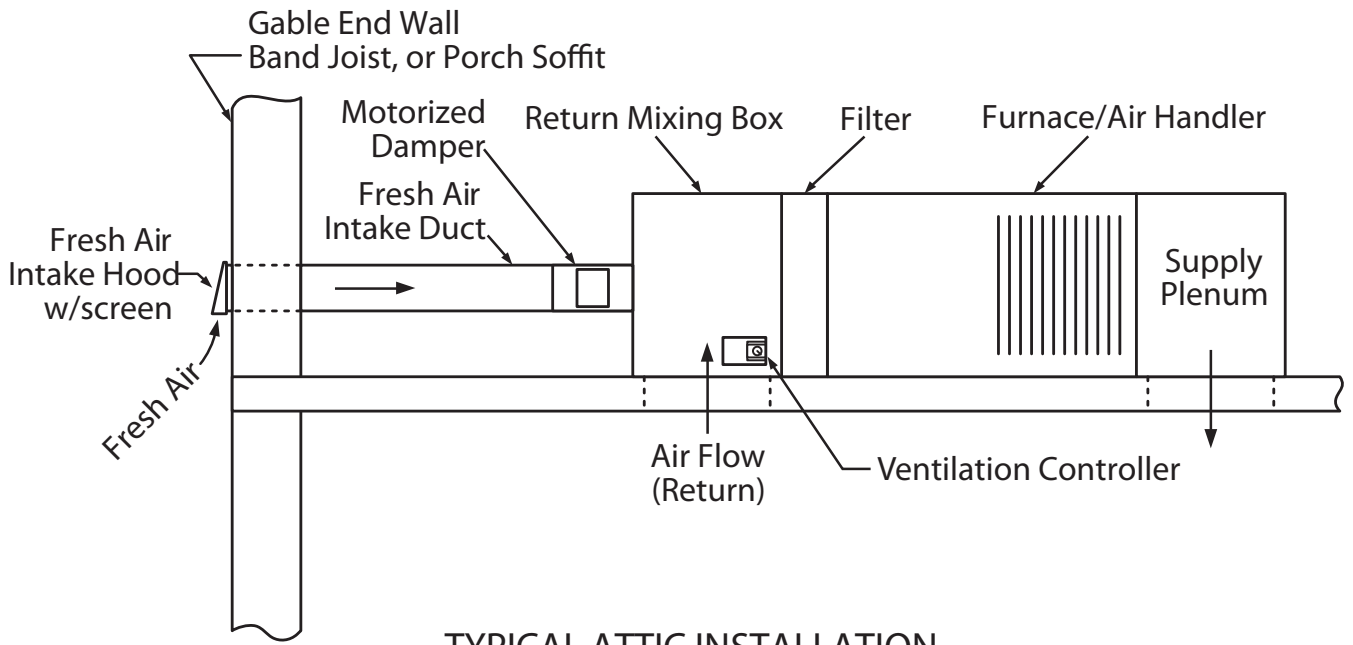
## PHYSICAL DATA

MODEL	FAVXR6C2100-A01
Duct Length	10-3/4" (273 mm)
Ventilation Controller	Requires 4-11/16" x 2-15/16" (119 mm x 75mm) cutout
Damper Round Duct Body	24 Ga. Galvanized
Damper Blade Material	20 Ga. Galvanized
Damper Shaft Material	Aluminum
Duct Connections	Standard 6" (152 mm) round with entering end plain and leaving end crimped
Damper Blade Travel / Stop	90° Adjustable, factory set for fully open
Damper Blade Seals	1/2" (13 mm) width foam seal strips applied to duct interior perimeter to seal blade from outdoors in the closed position
Max. Static Pressure	1.0" WC
Damper Motor Type – Synchronous	Motor is 24 VAC 60 Hz, 6 Watts, 0.41 amp, 4 RPM
Connections	Two 6" (152 mm) wiring pigtails
Damper Control Input	(R,C) 18 to 30 VAC, 1 amp maximum
Damper Control Output	18 to 30 VAC, 1 amp maximum closed contact
Cycle Time	Selectable settings – 1,2,3 or 4 hours (Factory setting 2 hours)
Ventilation Time	Dial setting from 0 to 60 minutes
Damper Type	Normally closed, power open
Operating Temperature Range for External Environment	-20°F to 140°F (-29°C to +60°C)
Accessories Include	Transformer, ventilation controller, injection molded plastic snap-on motor cover "time only" override jumper, outdoor thermistor with two 8" (203 mm) wiring pigtails
Shipping Weight	5 lbs. 6 oz (2.4 kg)

## ASHRAE 62.2 (2007) VENTILATION REQUIREMENTS

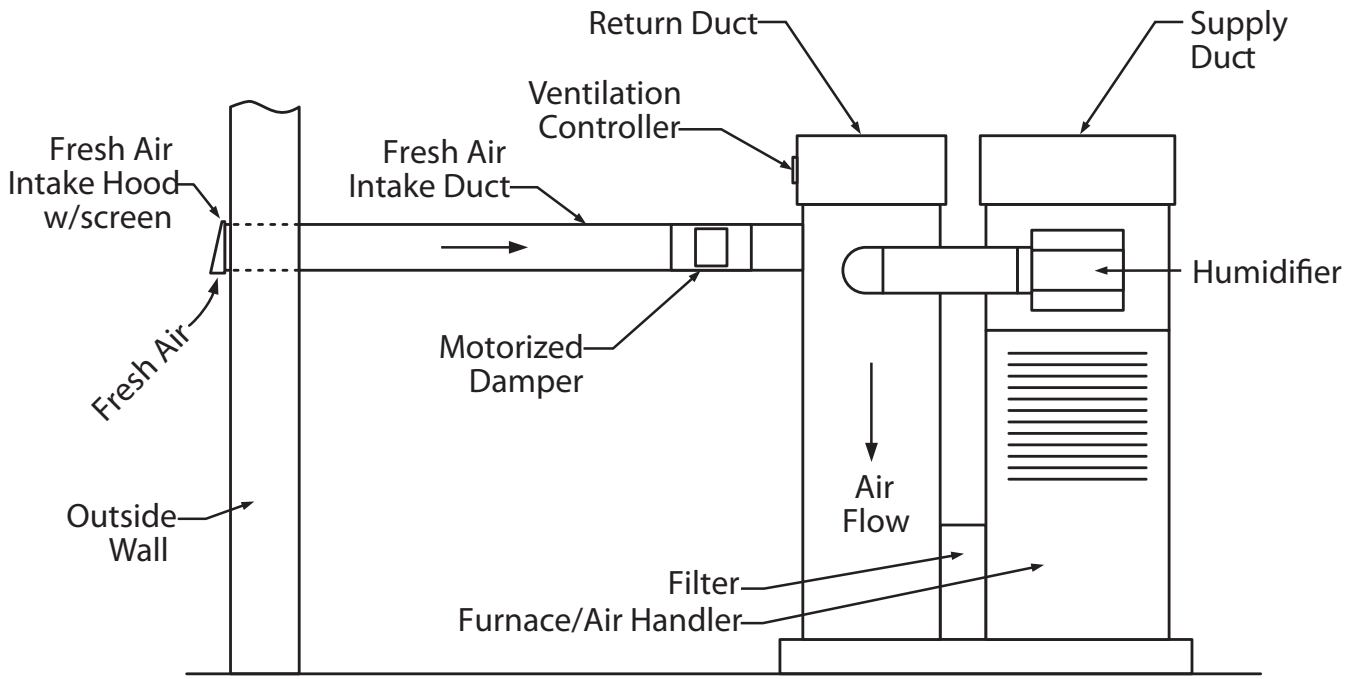
MINIMUM CFM REQUIREMENT					
HOUSE SQ FT	Number of Bedrooms				
	2	3	4	5	6
1000	35	40	50	---	---
1500	40	45	55	60	70
2000	45	50	60	65	75
2500	50	55	65	70	80
3000	55	60	70	75	85
3500	---	---	75	80	90

MINIMUM L/S REQUIREMENT					
HOUSE m <sup>2</sup>	Number of Bedrooms				
	2	3	4	5	6
92.9	16	19	23	---	---
139.3	19	21	26	28	33
185.8	21	23	28	30	35
232.3	23	26	30	33	37
278.7	26	28	33	35	40
325.2	---	---	35	37	42



TYPICAL ATTIC INSTALLATION

FAV



TYPICAL BASEMENT INSTALLATION

A09026

